


# TIMECONTROL<sup>®</sup>

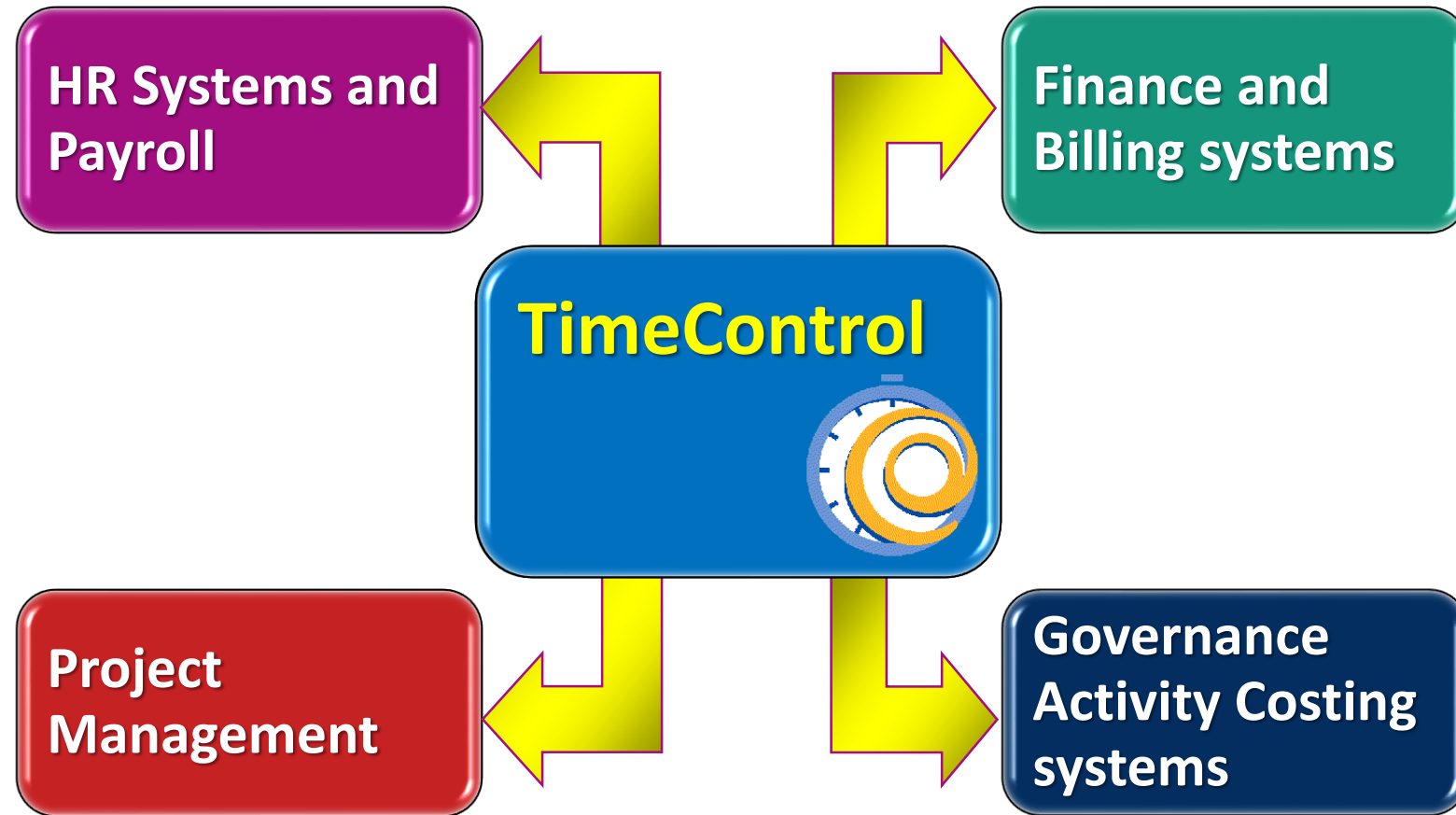
## and Atlassian's JIRA<sup>®</sup>



# INTRODUCTIONS

- HMS: Founded in 1984
- TimeControl released to market in 1994
- Partners with:
  - Microsoft since 1995
  - Oracle-Primavera since 1997
  - Deltek (Welcom) since 1985
  - InEight/HardDollar since 2012
  - VersionOne since 2015
  - BrightWork since 2017
  - ARES PRISM since 2019

# TIMECONTROL

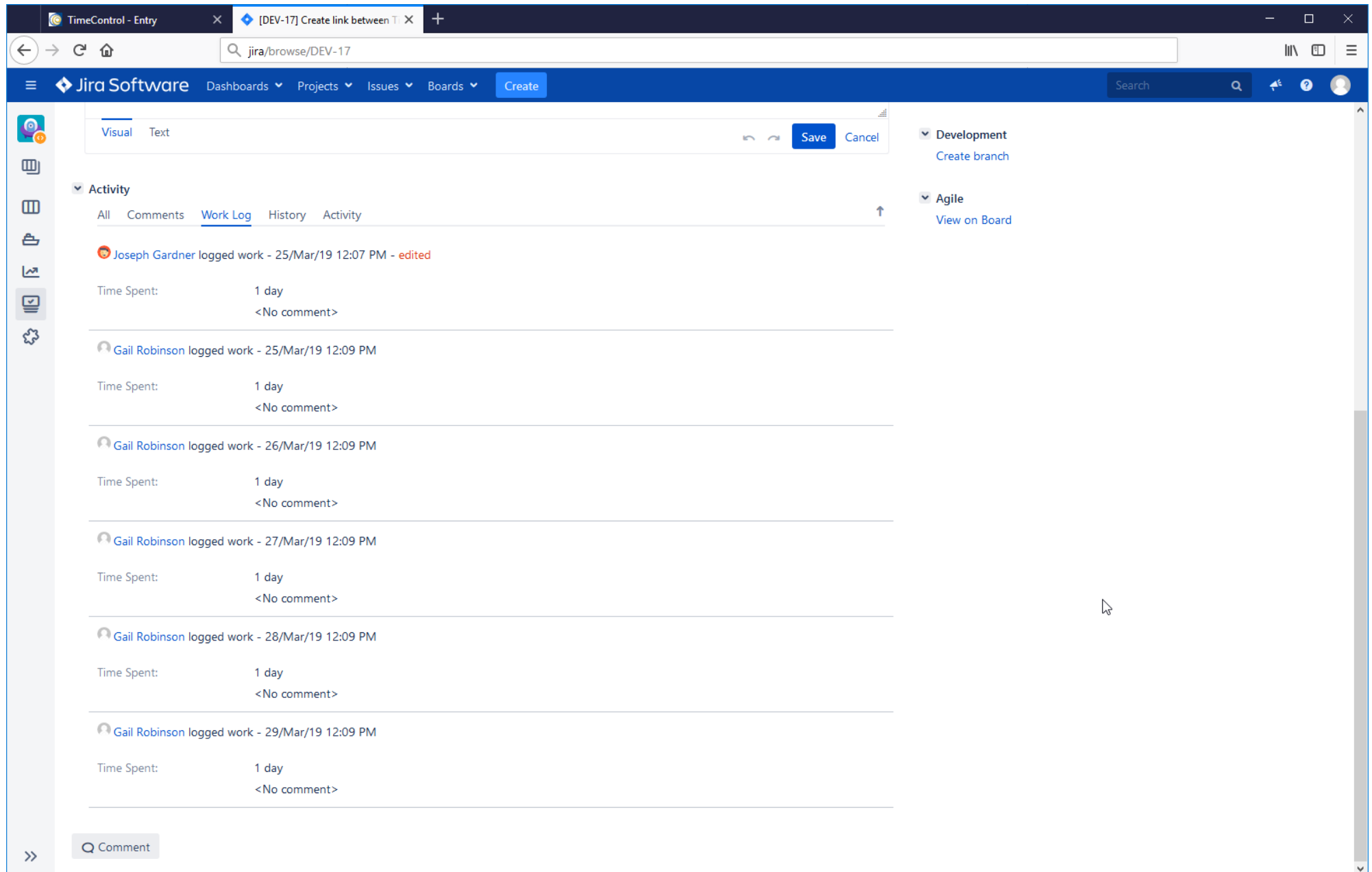


# WHY LINK TIMECONTROL AND JIRA?

In a word – time

- JIRA users can enter time against each task but what about all the non-JIRA work? Tracking time for other purposes almost always means JIRA users have to enter more than one timesheet each week!
- TimeControl includes a bi-directional link with JIRA where JIRA time entries are automatically moved to TimeControl to populate the user's timesheet. This means that the only timesheet work remaining at the end of the day is non-JIRA entries.
- After timesheet approvals, TimeControl updates JIRA to ensure the two systems stay synchronized.

# NORMAL JIRA TIME ENTRIES



The screenshot displays the Jira Software interface for a task titled "[DEV-17] Create link between T...". The browser address bar shows "jira/browse/DEV-17". The interface includes a navigation menu with "Dashboards", "Projects", "Issues", and "Boards", along with a "Create" button. A search bar is located in the top right corner. The main content area shows the "Activity" tab, which is currently set to "Work Log". The work log contains five entries, each with a user profile, a timestamp, and a "Time Spent" field set to "1 day". The first entry is by Joseph Gardner on 25/Mar/19 at 12:07 PM, marked as "edited". The other four entries are by Gail Robinson on 25/Mar/19 at 12:09 PM, 26/Mar/19 at 12:09 PM, 27/Mar/19 at 12:09 PM, and 28/Mar/19 at 12:09 PM. Each entry has a "<No comment>" field below it. A "Comment" button is visible at the bottom left of the work log area.

Visual Text [Save] [Cancel]

Development  
Create branch

Agile  
View on Board

Activity  
All Comments Work Log History Activity

Joseph Gardner logged work - 25/Mar/19 12:07 PM - edited

Time Spent: 1 day  
<No comment>

Gail Robinson logged work - 25/Mar/19 12:09 PM

Time Spent: 1 day  
<No comment>

Gail Robinson logged work - 26/Mar/19 12:09 PM

Time Spent: 1 day  
<No comment>

Gail Robinson logged work - 27/Mar/19 12:09 PM

Time Spent: 1 day  
<No comment>

Gail Robinson logged work - 28/Mar/19 12:09 PM

Time Spent: 1 day  
<No comment>

Gail Robinson logged work - 29/Mar/19 12:09 PM

Time Spent: 1 day  
<No comment>

Comment

# JIRA ENTRIES IN TIMECONTROL

TimeControl - Entry [DEV-17] Create link between T x +

docs.timecontrol.net/Application/Timesheet/TimesheetEntry.aspx?st=2&mnu=18&ts=ACTIVE&tk=45

**TimeControl** Gail Robinson

Timesheet > Entry Previous Next Add Release Reject Apply Undo Learn More

Robinson, Gail 3/23/2019 - 3/29/2019

Timesheet Source TimeControl Administrator Timesheet Owner TimeControl Administrator

**DRAFT** releasing to POSTING

+ Add Copy Delete Analyze Options

#				Project Name	Project Descripti...	Charge Code	Charge Descripti...	Rate Code	Sat	Sun	Mon	Tue	Wed	Thu	Fri	Total	ETC	C...	S
1	<input type="checkbox"/>	<input type="checkbox"/>	...	POLAR	Polar MPP	POLAR.1.1	Design Interface	S								0h	52h	<input type="checkbox"/>	Ti
2	<input type="checkbox"/>	<input type="checkbox"/>	...	POLAR	Polar MPP	POLAR.1.2	Design Reports	S								0h	96h	<input type="checkbox"/>	Ti
3	<input type="checkbox"/>	<input type="checkbox"/>	...	POLAR	Polar MPP	POLAR.1.3	Design Security	S								0h	20h	<input type="checkbox"/>	Ti
4	<input type="checkbox"/>	<input type="checkbox"/>	...	POLAR	Polar MPP	POLAR.2.1	Code security struc...	S								0h	16h	<input type="checkbox"/>	Ti
5	<input type="checkbox"/>	<input type="checkbox"/>	...	POLAR	Polar MPP	POLAR.2.2	Code Interface stru...	S								0h	0h	<input checked="" type="checkbox"/>	Ti
6	<input type="checkbox"/>	<input type="checkbox"/>	...	POLAR	Polar MPP	POLAR.4.1	Technical Documen...	S								0h	32h	<input type="checkbox"/>	Ti
7	<input type="checkbox"/>	<input type="checkbox"/>	...	POLAR	Polar MPP	POLAR.4.2	Reference Docs	S								0h	88h	<input type="checkbox"/>	Ti
8	<input type="checkbox"/>	<input type="checkbox"/>	...	POLAR	Polar MPP	POLAR.4.3	Training Materials	S								0h	112h	<input type="checkbox"/>	Ti
9	<input type="checkbox"/>	<input type="checkbox"/>	...	POLAR	Polar MPP	POLAR.5	Marketing	S								0h	72h	<input type="checkbox"/>	Ti
10	<input type="checkbox"/>	<input type="checkbox"/>	...	DEVELOPMENT	Development tasks ...	DEVELOPMENT.DE...	Create link between...	S			8h	8h	8h	8h	8h	40h		<input type="checkbox"/>	Ti

0h 0h 8h 8h 8h 8h 8h 40h

Page size: 200 Page 1 of 1 (10 items) [1]

# CREATING THE LINK TO JIRA

The screenshot shows the TimeControl web application interface for creating a link to JIRA. The browser address bar shows the URL: docs.timecontrol.net/Application/Links/InterfaceDefinition.aspx?st=7&mnu=55. The page title is "TimeControl" and the user is logged in as "TimeControl Administrator".

The main content area is titled "Links > Interface Definition" and contains a search bar with "jira" entered. Below the search bar, a table lists the search results:

Interface Description	Interface Method
JIRA dev instance	#JIRA

The "JIRA dev instance" entry is selected. The right-hand side of the page shows the configuration details for this interface:

- Interface Header:**
  - Interface Description: JIRA dev instance
  - Interface Method: #JIRA
  - Interface Type: I
- JIRA JQL:**
  - JQL Statement: Sprint in openSprints()
  - Help text: Enter a JQL statement which will determine which issues will be imported into TimeControl. By default, we only bring in data from an active sprint, but the query above can be changed as required. You can use the JIRA search page to help construct your JQL statement.
- Export Options:**
  - Export Resource Type: Employee Resource
- Interface Detail:**
  - Buttons: + Add Additional Fields, + Add Cost Control Fields
  - Interface TC Field:**
    - Charge Code (CHR\_CODE): <PRJ\_NAME>+"."+" Issue Name (name)
    - Charge Description (CHR\_DESC): Summary (summary)
    - Charge Start Date (CHR\_SDATE): Created (created)
    - Charge End Date (CHR\_FDATE): Due Date (duedate)
    - Charge Status (CHR\_STATUS): Status (status)
    - Charge WBS (CHR\_WBS):
    - Charge Budget Hours (CHR\_BHOURS):
    - Charge Budget Cost (CHR\_BCost):
    - Charge Field 1 (CHR\_FLD1): Assignee (assignee)
    - Charge Field 2 (CHR\_FLD2): Creator Email (creator.email)
  - Interface User Expression:**
    - Summary (summary)
    - Created (created)
    - Due Date (duedate)
    - Status (status)
    - Assignee (assignee)
    - Creator Email (creator.email)

# CREATING THE LINK TO JIRA

The screenshot displays the TimeControl web application interface. The browser address bar shows the URL: `docs.timecontrol.net/Application/Links/InterfaceDefinition.aspx?st=7&mnu=55`. The page title is "TimeControl" and the user is logged in as "TimeControl Administrator".

The main content area is titled "Links > Interface Definition". It features a search bar with the text "jira" and a list of results. The first result is "JIRA dev instance" with the identifier "#JIRA".

On the right side, the "Import Connection" form is visible under the "Connection Pool" tab. The form contains the following fields:

- Path: `http://jira.timecontrol.net`
- User Name: `administrator`
- User Password: `••••••`

A "Test" button is located at the bottom right of the form. The page footer indicates "Page 1 of 1 (1 Items)".



# CREATING THE LINK TO JIRA

The screenshot displays the TimeControl web application interface. The browser address bar shows the URL: docs.timecontrol.net/Application/Tables/ProjectTable.aspx?st=6&mnu=50. The page title is "[DEV-17] Create link between". The user is logged in as "TimeControl Administrator".

The main content area is titled "Tables > Project" and shows a search for "dev" in the "Project Name" field. The search results list "DEVELOPMENT" with the description "Development tasks".

The configuration page is divided into several sections:

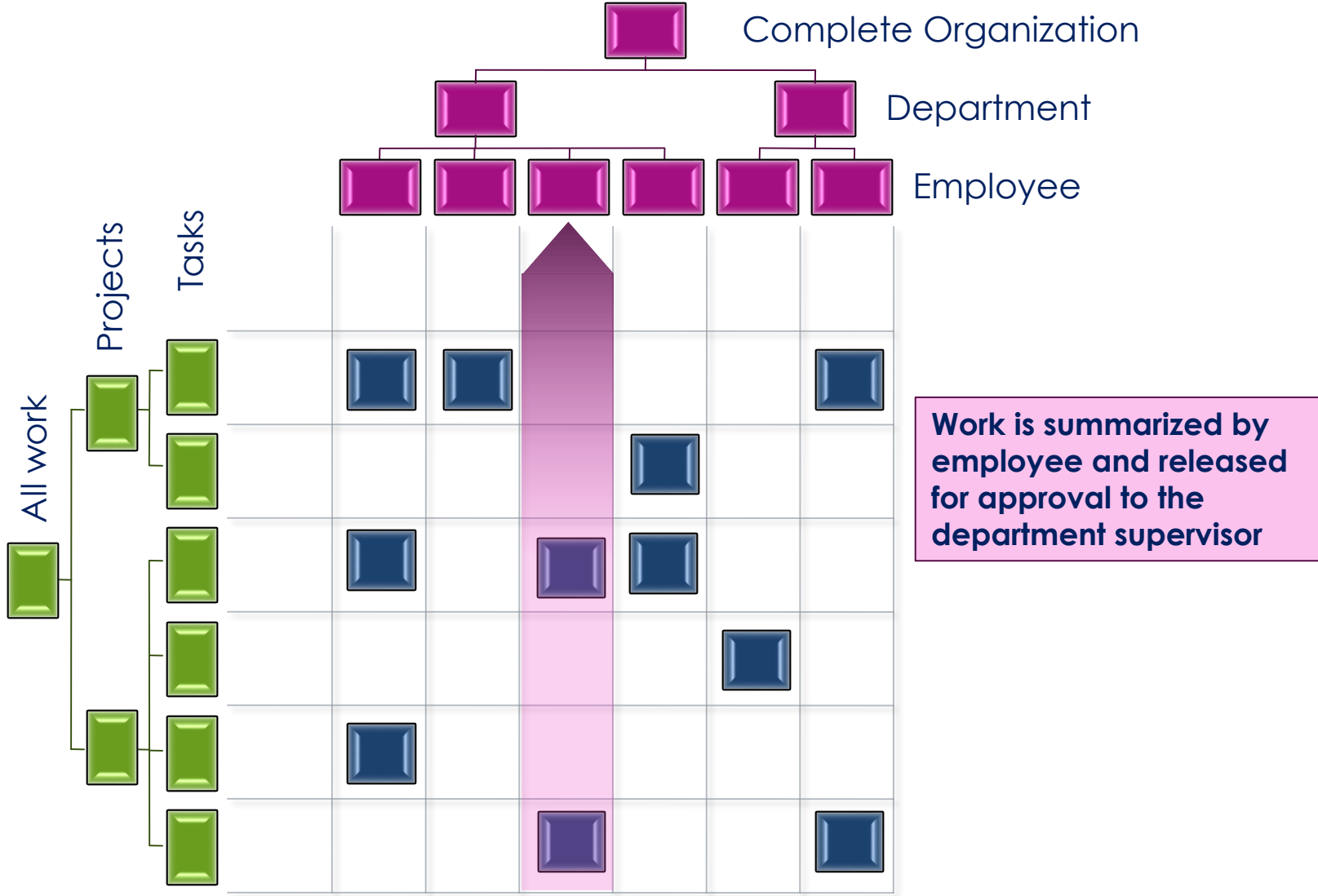
- Link Interface:**
  - Connection Pool: JIRA dev instance
  - Project Link Type: Import/Export
  - Project File: DEV
  - Import Actuals?
  - Actuals Import Start Date: 1/1/2018
  - NOTE! You've chosen a link to JIRA. This link supports importing WorkLog entries from JIRA into TimeControl. In an effort to control which data is imported from JIRA, please enter start date to start bringing in worklogs. Please note: this link will also create debit/credit timesheets if the data is posted, so be careful.
- Import Options:**
  - Transfer Delimiter: .
  - Transfer Level: All Levels
- Export Options:**
  - Date Transfer Options:**
    - Date work performed
    - Period Ending Date
  - Resource Assignment Options:**
    - Transfer Resource Field: Employee Resource
    - Ignore resources not assigned to tasks
    - Add resources not assigned to tasks
  - PMV Transfer Options:**
    - All non transferred data
    - Only approved non transferred data
  - Data Options:**
    - Transfer Resource Actual Hours

The page footer indicates "Page 1 of 1 (1 items)" and "1" is selected in the pagination controls.

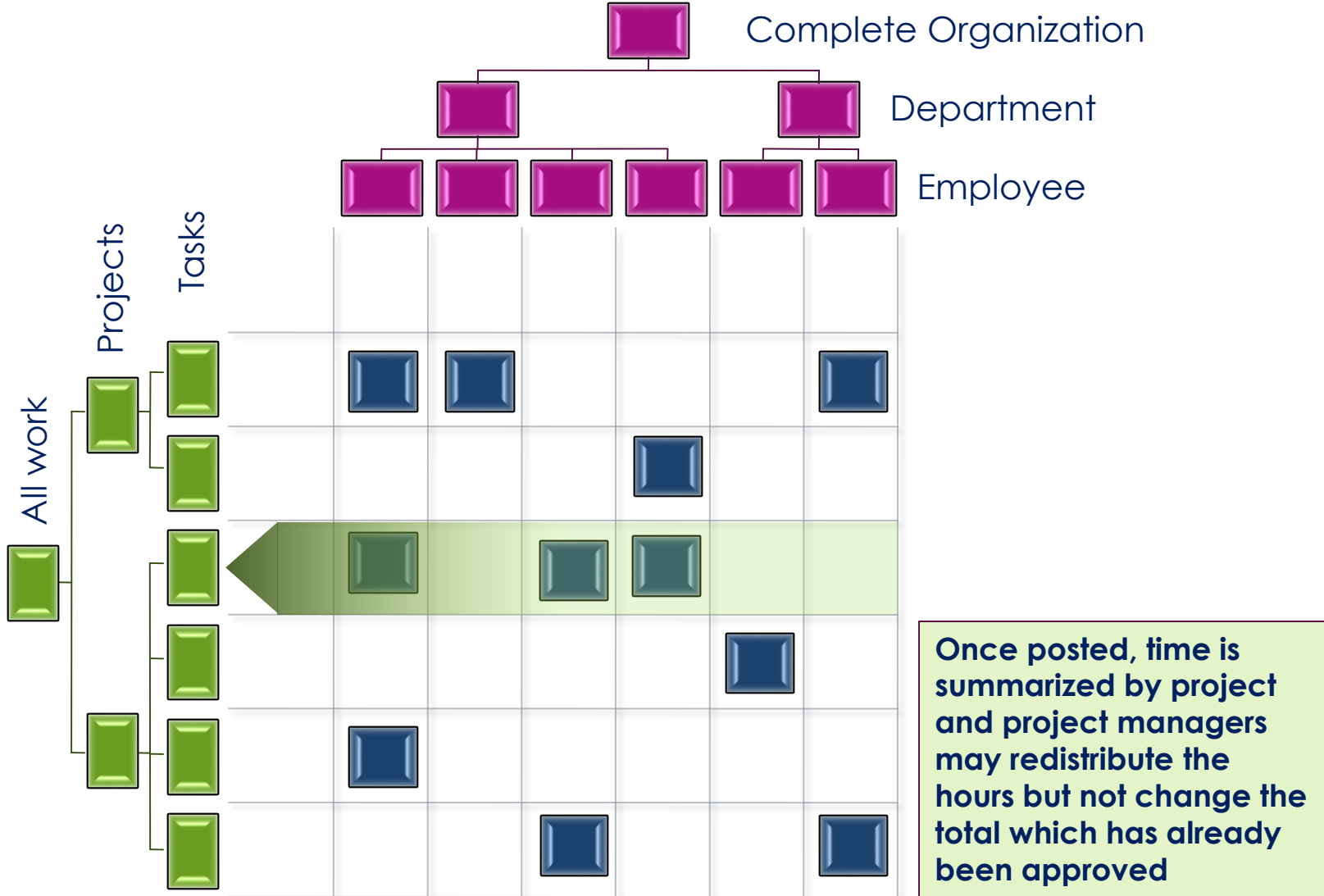


# Demonstration

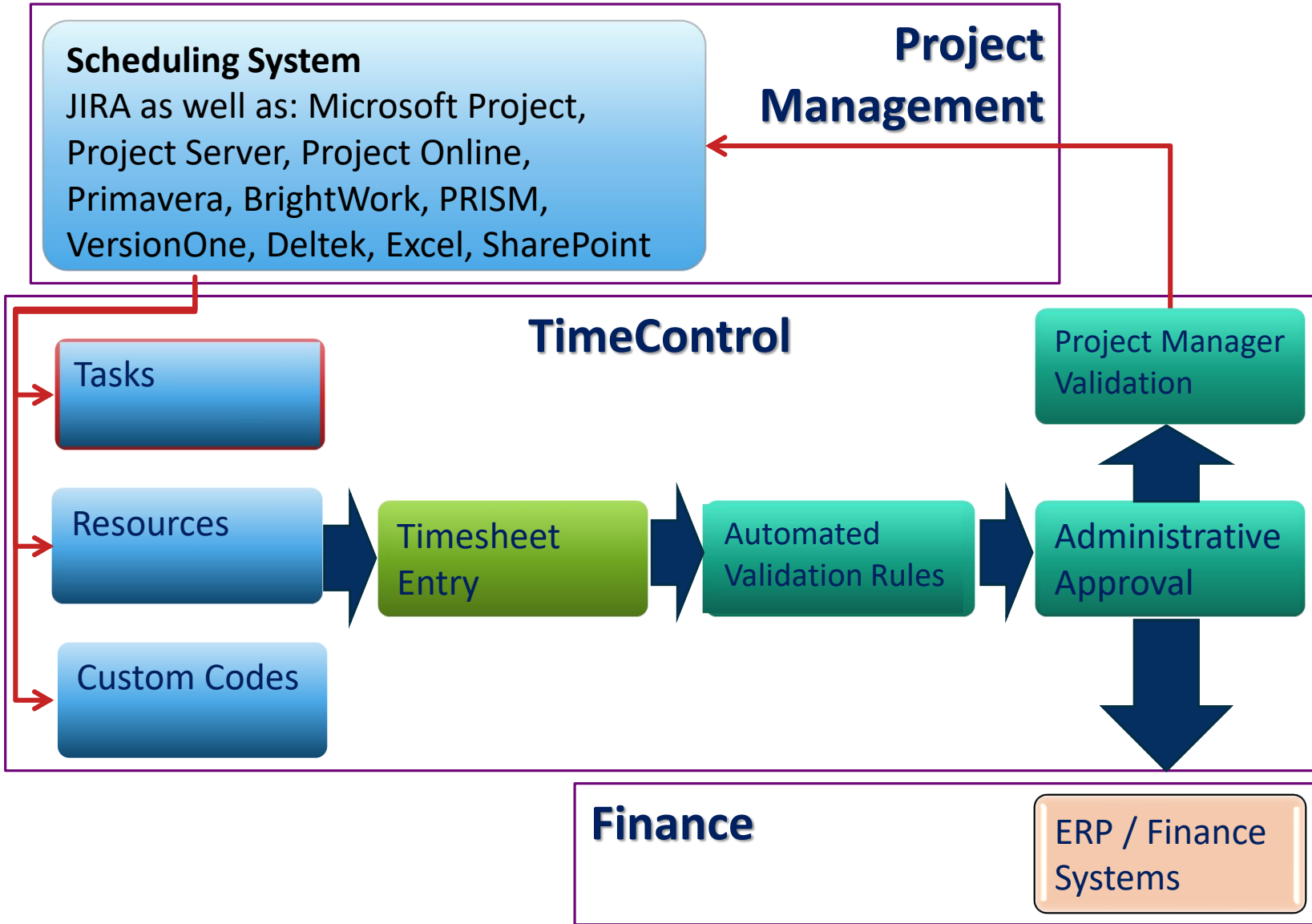
# THE MATRIX APPROVAL PROCESS



# THE MATRIX APPROVAL PROCESS

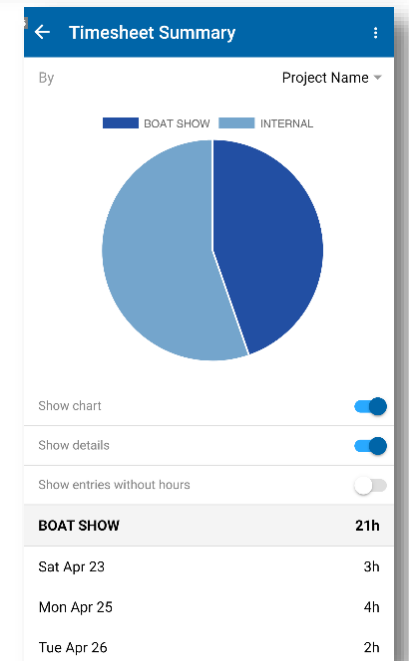
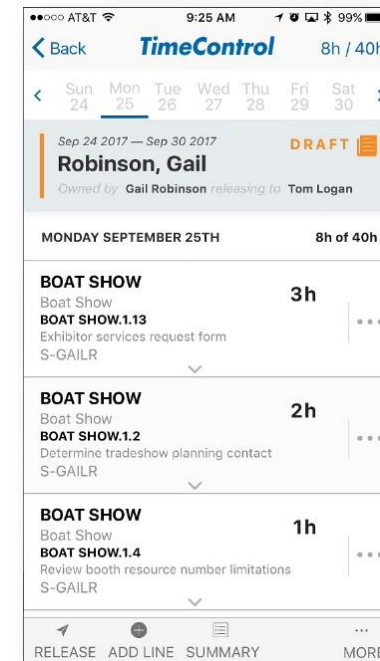
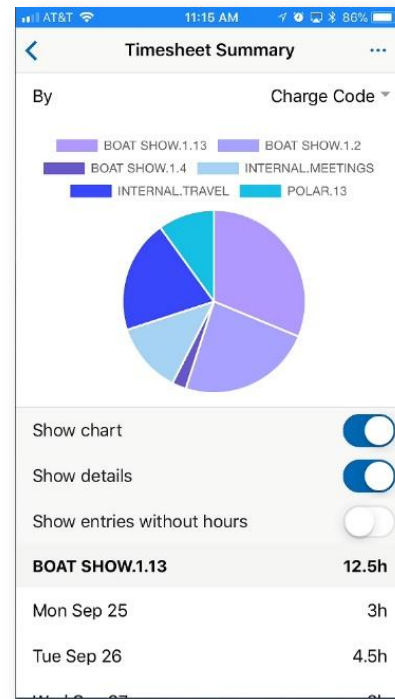
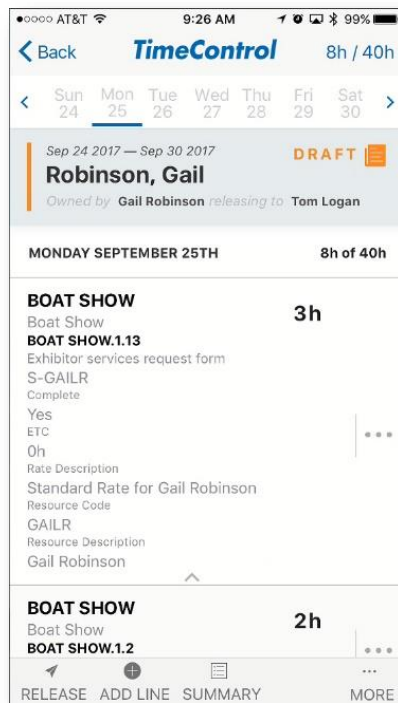
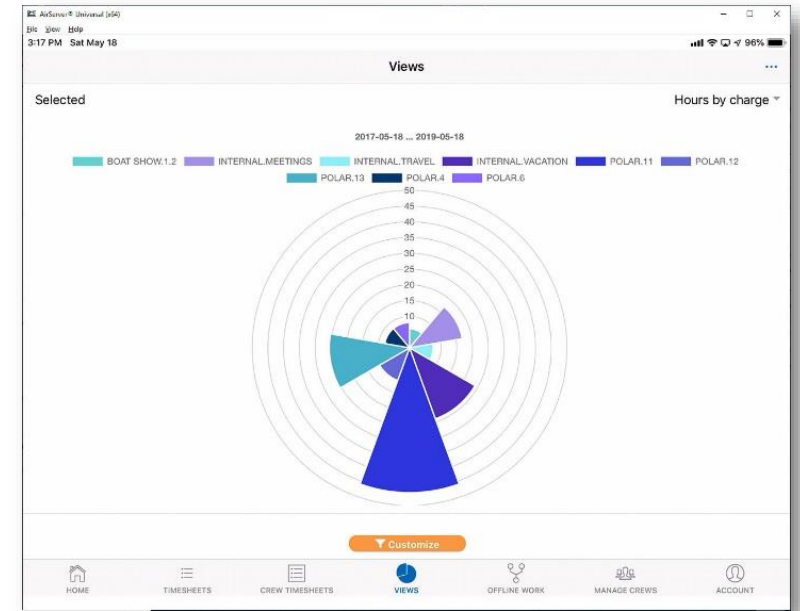


# THE MATRIX APPROVAL PROCESS



# TIMECONTROL MOBILE APP

- A free Mobile App supporting Android and Apple devices
- Links to your instance of TimeControl



# TIMECONTROL KEY FEATURES

- ✓ Multi-Device / Multi-browser support
- ✓ Free Mobile App
- ✓ Multilingual
- ✓ Flexible architecture
  - ✓ SQL Server
  - ✓ Oracle
  - ✓ MySQL
- ✓ Expense tracking
- ✓ Matrix Approvals
- ✓ Automated Approvals
- ✓ Banked Time Accruals
- ✓ Vacation Requests
- ✓ Flexible Reporting

## Project Management Links

Microsoft Project, Project Server and Project Online, BrightWork, SharePoint, Oracle-Primavera Pro and EPPM, Deltek EPM: Open Plan and Cobra, PRISM

## Links to ERP/Finance

SAP, Oracle, Dynamics, PeopleSoft, Others

## Government compliance

DCAA

European Time Directives

SOX, FMLA, Others...

# LINKS TO HR, PROJECT MGT AND FINANCE

- HMS Software is a Technology Alliance Partner with Primavera and a Silver Certified Microsoft Partner
- TimeControl includes direct integration with popular project management systems such as Microsoft Project, Project Server and Project Online, Deltek EPM, Oracle-Primavera Pro and Primavera EPPM, VersionOne, BrightWork, JIRA and ARES PRISM. You can move data on a scheduled or on-demand basis
- Supports multiple project management systems and versions simultaneously
- Customizable import/export function to interface with virtually any finance or ERP system including SAP, Oracle Financials, PeopleSoft, Microsoft Dynamics and other HR and Finance systems





# SOME MORE HMS CLIENTS





# TIMECONTROL WORKS IN MANY INDUSTRIES

## Engineering/Construction

Aecon Construction  
AeroInfo  
Koch Business Solutions  
Kongsberg Devotek  
Thompson Beta

## Gas / Utilities

Gulf South Pipeline  
Acergy  
Petrocon  
VenCorp

## Manufacturing

Alcan  
Parker Hannifin  
Dofasco  
John Deere  
Magneti Marelli  
Mercury Marine  
Tennant  
Wagner Spray Tech  
Vision Systems

## Defense / Aerospace

Bombardier Inc.  
CAE Electronics  
General Motors Diesel  
Lockheed Martin  
Rolls Royce  
SAAB

## Government

Dutch Railways  
Government of Saskatchewan  
Railway Procurement Agency  
(UK)

## Technology

Arivia  
CSI Piemonte  
DRS Power Control Tech  
EDS  
Face Technology  
Fuel Plus Software  
GE Access  
Lockheed Martin  
Positron  
Psion Techlogix  
DRUCK Ltd

## Telecommunications

Cable & Wireless Bartel  
Ericsson  
EXFO  
Motorola  
Philips Semiconductors  
SARA Amsterdam  
Stratos Global

## Financial

Standard Life  
Development Bank of One

## Health/Pharmaceutical

Boehringer Ingelheim  
Azko Nobel (Organon)  
RTS Thurnall  
UK National Health Service  
(NHS)  
Canadian Institute for Health  
Info  
Iogen  
Registrat

# TIMECONTROL DEALER NETWORK



**“TimeControl, timesheet software  
so flexible you’ll think we wrote it  
just for you.”**





# THANK YOU! FOR MORE INFORMATION:

To find out more about TimeControl:

[www.timecontrol.com](http://www.timecontrol.com)

---

To try TimeControl for free:

[freetrial.timecontrol.com](http://freetrial.timecontrol.com)

---

To find out about HMS Software:

[www.hms.ca](http://www.hms.ca)

---

To reach HMS Software:

[info@hms.ca](mailto:info@hms.ca)